



2024

**ANNUAL
REPORT**



TABLE OF CONTENT

01 Mission Statement and Core Values

02 Chief's Report

03 Board of Trustees

04 Organizational Chart

05 Financial Report

Emergency Responses **06**

Fire And EMS Services **07**

Training **08**

Fire Prevention **09**

District Highlights **10**





Mission Statement

The mission of MVFD is to protect life, property, and serve the citizens of our fire district to the fullest. This is administered through fire suppression, prevention, inspection, investigation, emergency medical services, rescue operations, special operations, emergency management, and the effective administration of these disciplines.

Vision

We focus on strategic planning in order to determine proper service delivery levels based upon district personnel, equipment, and fiscal resources. proudly serve our citizens and surrounding jurisdictions by striving to provide the highest quality fire & EMS services available and do so with the utmost regard for safety, ethics, professionalism, and compassion

Core Values

Our main core values are Integrity, Servanthood, and Accountability to the department and the community in which we serve





Fire Chief's Report

As Fire Chief of the Miami Valley Fire District, it is my honor to present our 2024 Annual Report. This report is a testament to the dedication, resilience, and untiring work of our firefighters, officers, and support staff, who all strive to protect and provide the highest level of professionalism and service to the City of Miamisburg and Miami Township.

2024 brought many challenges, departmental changes requiring adaptation, but most importantly many opportunities for growth. Despite these obstacles, the men and women of the Miami Valley Fire District never wavered from their commitment to make the Miami Valley Fire District the premiere department in the area. We continued the climb in call volume, ending the year with 10,856 requests for service. Several retirements, though well deserved, resulted in the loss of nearly 200 years of combined experience that is simply impossible to replace. Through it all, our membership carried out a remarkably busy public event calendar, an aggressive training schedule, and our inspection & investigation bureau accepted their daunting challenge of keeping our community as preemptively fire safe as possible through inspections and code enforcement.

With Board support, we continued the much-needed effort to upgrade our beleaguered apparatus fleet by taking advantage of unplanned opportunities to purchase an additional fire engine and medic unit. Upgraded technology was added to each vehicle and many improvements were made to equipment and personal protective gear for our members. These improvements make our responses more efficient, our data collection more accurate, and most importantly safer for our membership.

2024 saw a realignment of the command staff and gave said staff the opportunity to evaluate the current organization's effectiveness. The result was the creation of much needed additional command level staffing to adequately address an ever-increasing workload. We dramatically increased our training capabilities with upgraded equipment, significant improvements to our training facility, and dedicated staff to oversee all departmental training. I believe that this will continue to pay significant dividends well into the future.

As we look to the future, we remain steadfast in our commitment to providing a top-tier service to the residents of Miamisburg and Miami Township as well as all those that visit or pass through our area. The culture and spirit of the Miami Valley Fire District continues to be a driving force behind our success. As I have said many times, culture cannot be mandated, it must come organically from the "bay-floor". To quote Urban Meyer "Culture eats strategy for breakfast. If you do not have a strong, aligned culture, strategy will not matter." This is not an issue within the Miami Valley Fire District.

In closing, I would like to express my sincerest appreciation to the Board of Trustees as well as the Operational Oversight Committee for their unwavering support and trust in me and the men and women that make up this exceptional organization. As we move into the future, we remain committed to our mission of protecting lives, property, and the overall well-being of our community.

Steven H. Johnson
Fire Chief



Board of Trustees



John Stalder

Board President



Terry Posey Jr.

Board Member



Ann-Lisa Allen

Board Member



Frank Fritch

Board Member



Greg Bell

Board Member



Operational Oversight Committee



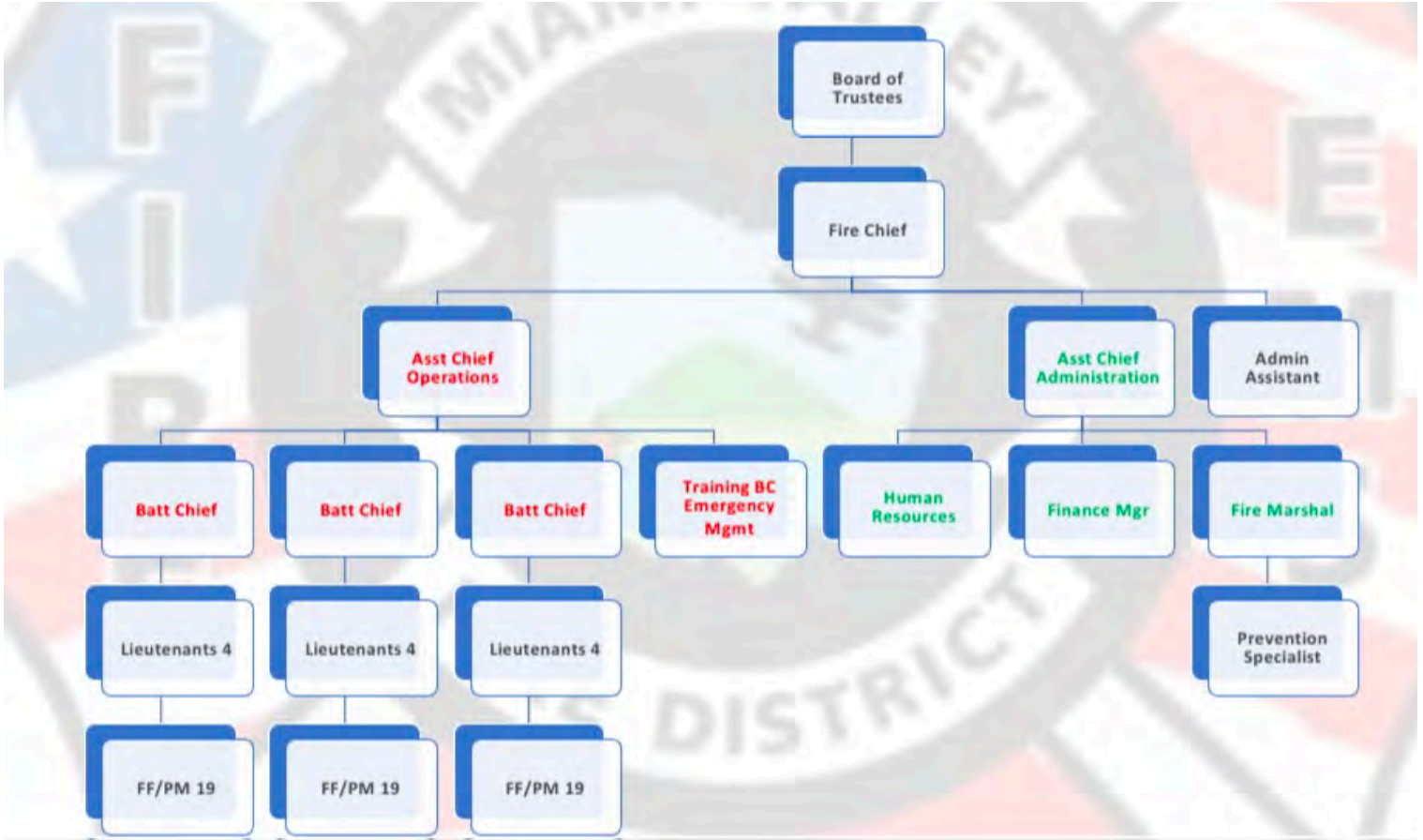
Keith Johnson
City Manager



Chris Snyder
Township Administrator



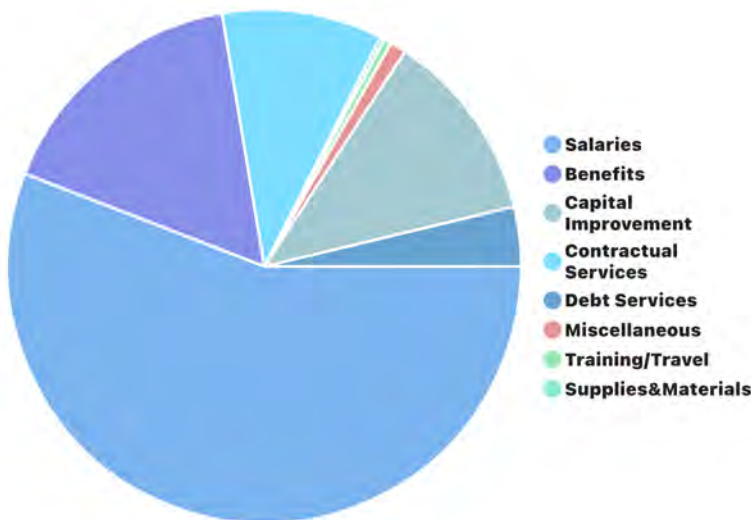
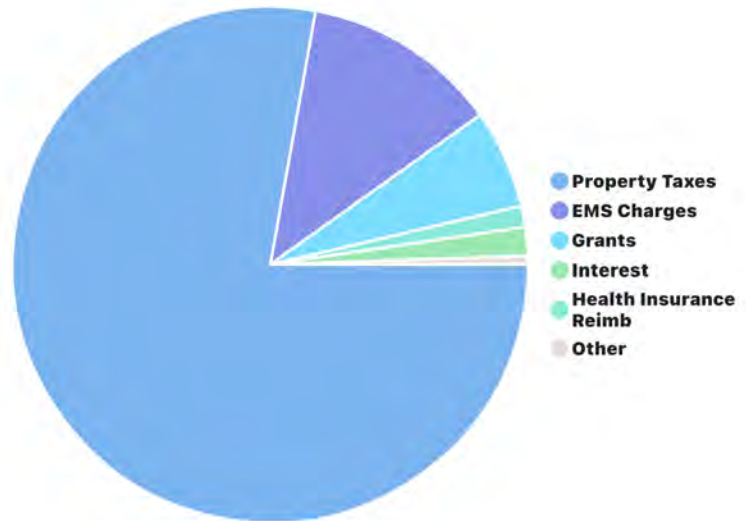
Organizational Chart





Financial Report 2024

Revenues	
Property Taxes	\$13,143,488
EMS Charges	\$2,080,591
Grants	\$1,048,704
Health Insurance Reimb	\$223,638
Sick Leave Reimb	\$13,504
Interest	\$303,794
Other	\$90,316
Total Revenues	\$16,904,036



Expenses	
Salaries	\$7,055,878
Benefits	\$2,080,591
Contractual Services	\$1,276,475
Supplies&Materials	\$350,689
Training/Travel	\$60,648
Miscellaneous	\$127,693
Capital Improvement	\$1,518,064
Debt Services	\$472,922
Total Expenses	\$13,829,540

Fund Balance	
General Fund	\$6,966,698
EMS Fund	\$728,644
Grant Fund	0
Debt Services Fund	0
Capital Improvement Fund	\$481,891
Total	\$8,177,232




Emergency Responses

The Miami Valley Fire District's priorities for providing fire suppression include life safety, controlling and extinguishment of fire incident stabilization and property conservation. Members of the fire district are trained and equipped to perform aggressive interior and exterior fire attack when operating in the investigatory, fast attack and command modes.

Emergency Medical Services

The Miami Valley Fire District provides Advanced Life Support (ALS) from personnel certified by the Ohio Department of Public Safety and governed by the Greater Miami Valley EMS Council. This service is administered through the use of first response ALS medical units.



Shift	Call Volume
A Shift	3656
B Shift	3623
C Shift	3512

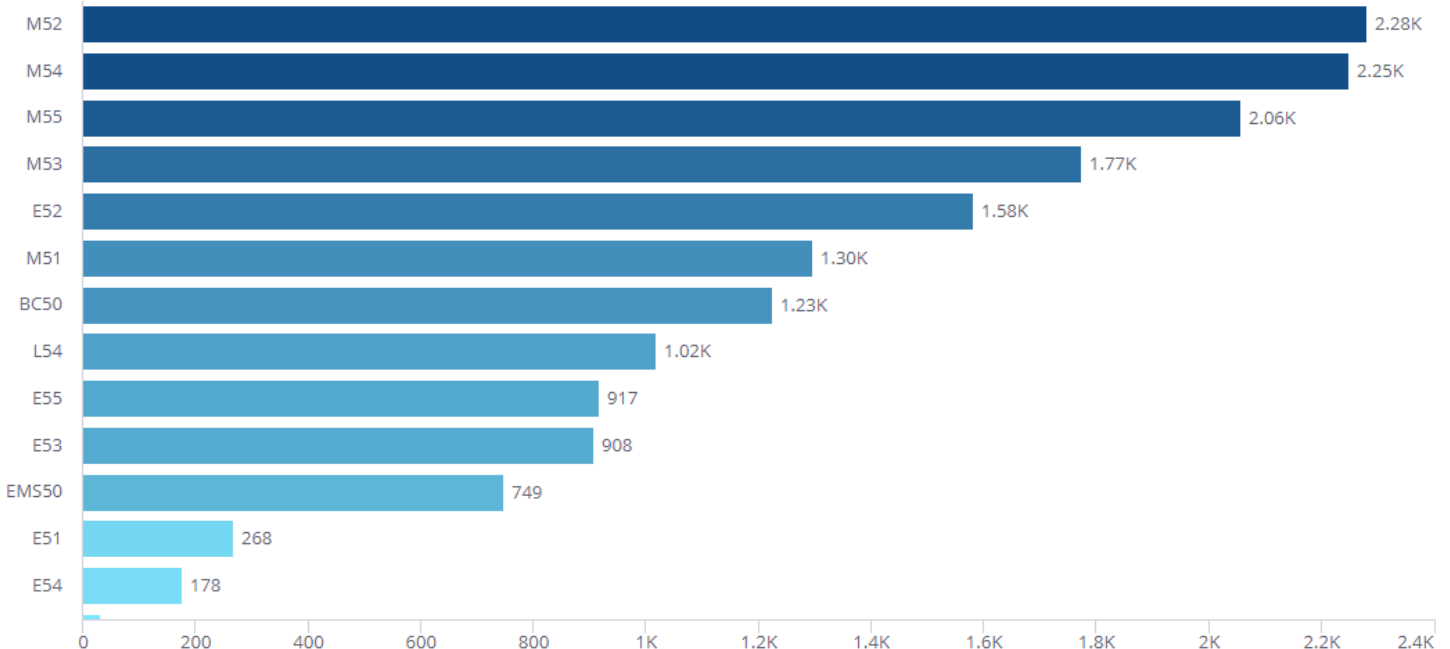


Calls For Service

In 2024, the Miami Valley Fire District responded to a total of 10,836 calls. Emergency responses include EMS Calls, Fires, Auto Accidents, Service Calls, etc. This is the highest total call volume since the formation of the district.

The Miami Valley Fire District is the second busiest fire department in Montgomery County.

Apparatus Responses



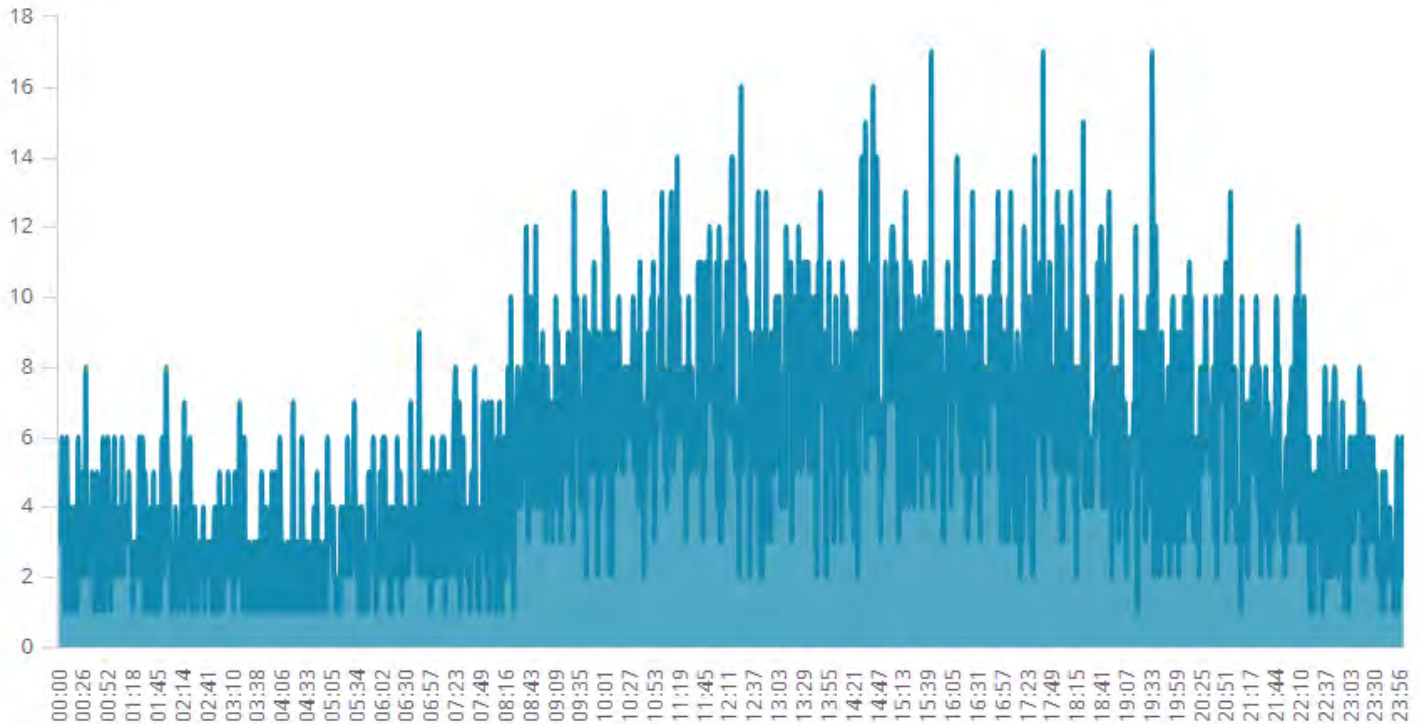
Calls For Service Over the Years

MVFD ANNUAL RESPONSE SUMMARY													
	Jan	Feb	Mar	Apr	May	Jun	Jul	Aug	Sep	Oct	Nov	Dec	Y.T.D.
Fire	297	237	272	271	270	271	272	255	357	313	288	307	3409
EMS	649	583	653	597	565	592	629	604	657	659	548	649	7385
Total	946	820	925	868	835	863	901	859	1014	972	836	956	10836
MONTHLY RESPONSE TOTALS BY YEAR													
2018	794	654	685	647	740	755	685	766	672	699	653	717	8467
2019	727	704	727	741	771	755	754	785	783	789	733	768	9037
2020	763	742	753	625	732	814	796	794	746	849	853	806	9273
2021	838	718	779	817	900	791	831	912	856	807	802	895	9946
2022	913	688	795	785	836	894	924	914	763	868	909	1027	10,316
2023	849	771	885	803	914	954	912	921	972	932	823	879	10,615
2024	946	820	925	868	835	863	901	859	1014	972	836	956	10,836

Responses Per Station

Station	1/1/2024	2/1/2024	3/1/2024	4/1/2024	5/1/2024	6/1/2024	7/1/2024	8/1/2024	9/1/2024	10/1/2024	11/1/2024	12/1/2024	Total
Station 52	242	195	214	201	210	225	235	219	250	241	227	240	2699
Station 55	191	183	215	185	163	196	188	187	218	187	173	186	2272
Station 51	120	99	113	99	115	101	81	93	123	134	106	118	1302
Station 54	219	206	221	233	196	196	220	212	221	226	190	210	2550
Station 53	174	137	162	150	151	145	177	148	202	184	168	170	1968

EMS Call Volume by Time of Day





Fire and EMS Responses

Responses

The Miami Valley Fire District responds from 5 Stations spread out covering the 33 square mile response district. The MVFD is dedicated to minimizing the impact of fire, hazardous conditions, illness and injury with a caring and efficient response

Incident Type	1/1/2024	2/1/2024	3/1/2024	4/1/2024	5/1/2024	6/1/2024	7/1/2024	8/1/2024	9/1/2024	10/1/2024	11/1/2024	12/1/2024	Total
EMS call, excluding vehicle accident with in	637	578	650	595	561	590	629	606	625	650	573	626	7320
Assist invalid	85	58	74	83	63	56	67	58	94	77	76	95	886
Motor vehicle accident with injuries	27	20	17	16	27	28	25	29	27	22	24	24	286
Dispatched & canceled en route	36	34	34	26	28	35	21	28	29	44	38	20	373
Detector activation, no fire - unintentional	4	6	4	6	5	7	9	4	6	12	4	4	71
Oil or other combustible liquid spill	1	0	1	0	0	0	0	0	1	1	1	0	5
Alarm system sounded due to malfunction	3	5	5	8	6	10	10	5	6	7	3	11	79
Alarm system activation, no fire - unintenti	10	12	13	14	17	9	12	15	14	10	16	11	153
Passenger vehicle fire	3	2	1	1	2	4	0	3	2	3	0	1	22
No incident found on arrival at dispatch ad	13	8	29	23	12	21	22	16	26	32	15	22	239
Smoke detector activation, no fire - uninten	15	7	13	12	6	5	9	6	6	12	9	3	103
Public service	9	7	2	2	6	7	8	5	9	8	8	9	80
Assist police or other governmental agency	2	3	0	3	2	4	4	1	5	1	3	2	30
Fires in structure other than in a building	1	0	0	0	1	0	0	0	0	0	0	0	2
Cooking fire, confined to container	2	0	0	1	0	1	0	1	0	2	2	1	10
HazMat release investigation w/no HazMat	1	0	0	0	0	0	0	0	1	0	1	4	7
Smoke detector activation due to malfuncti	5	4	2	5	5	5	2	4	4	3	7	4	50
Gas leak (natural gas or LPG)	6	7	2	5	2	3	1	2	5	5	3	5	46
Heat from short circuit (wiring), defective/w	1	0	1	0	0	0	0	0	0	1	0	1	4
Police matter	12	5	14	12	8	4	8	6	14	12	6	11	112
False alarm or false call, other	5	2	4	0	2	5	2	4	4	3	7	3	41
Building fire	6	7	4	5	3	5	3	5	4	5	5	3	55
Medical assist, assist EMS crew	1	2	0	0	2	1	1	0	3	2	0	1	13
Emergency medical service incident, other	1	2	2	2	1	0	3	1	1	2	1	1	17
Unintentional transmission of alarm, other	5	3	2	0	0	0	3	3	4	3	4	4	31
Motor vehicle accident with no injuries.	10	4	6	6	7	2	2	5	7	3	5	9	66
Outside equipment fire	1	0	0	0	0	1	0	0	0	0	0	0	2
CO detector activation due to malfunction	3	2	4	2	4	1	1	5	3	1	4	1	31
Sprinkler activation, no fire - unintentional	2	2	0	1	0	4	0	0	0	1	1	1	12
Smoke or odor removal	4	3	2	1	3	2	1	0	4	1	2	1	24
Arcing, shorted electrical equipment	2	2	1	1	5	1	0	1	7	1	2	4	27
Chimney or flue fire, confined to chimney or	1	0	0	0	0	0	0	0	0	0	0	0	1
Power line down	1	1	3	1	8	0	10	8	44	3	0	6	85
Municipal alarm system, malicious false a	2	0	2	0	0	0	0	1	1	0	2	0	8
Public service assistance, other	2	0	1	0	0	1	0	1	1	2	1	1	10
Rescue, EMS incident, other	1	2	0	1	0	1	0	0	0	0	0	0	5
Authorized controlled burning	1	1	1	1	2	2	2	1	1	1	1	0	14
Steam, vapor, fog or dust thought to be smc	2	1	0	2	1	1	0	1	0	0	1	0	9
Gasoline or other flammable liquid spill	2	1	3	2	1	1	0	0	0	2	0	0	12
Excessive heat, scorch burns with no ignitic	1	0	0	0	0	0	0	0	1	3	0	0	5
Smoke scare, odor of smoke	2	0	5	3	3	2	4	3	3	2	2	2	31
Carbon monoxide detector activation, no Cl	2	1	1	3	2	0	3	0	3	3	2	0	20
Water or steam leak	5	2	1	0	2	2	3	5	2	2	4	4	32
Water evacuation	1	0	0	0	0	0	0	0	0	0	0	0	1
Brush or brush-and-grass mixture fire	1	2	2	2	2	7	0	1	5	2	1	0	25
Good intent call, other	2	6	2	5	7	1	2	1	13	6	5	12	62
Motor vehicle/pedestrian accident (MV Ped	1	0	0	1	1	2	3	1	1	1	1	1	13
Removal of victim(s) from stalled elevator	1	1	0	0	1	0	2	1	1	0	3	0	10
Unauthorized burning	1	2	1	5	3	2	4	2	1	2	0	0	23
Person in distress, other	1	2	1	3	1	4	3	2	0	1	1	2	21
Electrical wiring/equipment problem, othe	1	0	0	1	3	1	0	2	7	0	1	1	17
EMS call, party transported by non-fire ager	1	0	0	0	1	0	0	1	0	0	0	0	3
Local alarm system, malicious false alarm	1	1	0	0	0	1	0	1	0	2	1	2	9
Heat detector activation due to malfunction	0	1	1	0	0	0	1	0	0	0	0	1	4
Overheated motor	0	1	1	0	0	1	1	2	0	0	0	1	7
Overpressure rupture, explosion, overheate	0	1	0	0	0	0	0	0	0	0	0	0	1
Natural vegetation fire, other	0	1	1	0	2	4	1	0	2	0	1	0	12
Extrication of victim(s) from machinery	0	1	0	1	0	0	0	0	0	0	0	0	2
Carbon monoxide incident	0	1	2	0	2	5	3	3	1	3	1	2	23
Off-road vehicle or heavy equipment fire	0	1	0	0	0	0	0	1	0	0	0	0	2
Mobile property (vehicle) fire, other	0	1	0	0	0	0	0	0	0	0	0	0	1
Outside rubbish, trash or waste fire	0	3	1	0	1	1	3	1	2	1	1	1	15
Lock-out	0	1	1	0	0	0	0	0	0	0	0	0	2
Citizen complaint	0	0	1	1	0	1	0	0	0	0	2	0	5
Fire, other	0	0	1	0	0	0	0	0	0	0	0	0	1
Steam, other gas mistaken for smoke, othe	0	0	1	0	0	0	1	0	0	0	0	1	3
Fuel burner/boiler malfunction, fire confinc	0	0	1	0	0	0	0	0	0	0	0	1	2
Service Call, other	0	0	1	1	2	3	0	0	1	1	0	0	9
Trash or rubbish fire, contained	0	0	1	1	1	1	0	0	0	0	0	0	4

Attempted burning, illegal action, other	0	0	1	0	0	0	0	0	0	0	0	0	1
Sprinkler activation due to malfunction	0	0	1	0	1	0	2	0	0	2	0	0	6
Camper or recreational vehicle (RV) fire	0	0	0	1	0	0	0	0	0	0	0	0	1
Water problem, other	0	0	0	1	1	1	0	1	0	1	1	0	6
Prescribed fire	0	0	0	1	0	0	0	0	0	0	1	0	2
Dumpster or other outside trash receptacle	0	0	0	1	1	0	0	0	1	0	0	0	3
Building or structure weakened or collapse	0	0	0	0	1	0	0	0	0	0	0	0	1
Animal problem	0	0	0	0	2	0	0	0	0	1	0	0	3
Telephone, malicious false alarm	0	0	0	0	1	0	0	0	0	0	0	0	1
Attempt to burn	0	0	0	0	1	0	0	0	0	0	0	0	1
Search for person on land	0	0	0	0	1	0	0	0	0	0	0	0	1
Extrication of victim(s) from building/struct	0	0	0	0	1	0	0	0	0	0	0	0	1
System malfunction, other	0	0	0	0	1	0	1	0	0	2	1	1	6
Animal rescue	0	0	0	0	0	3	0	0	1	1	0	0	5
Extrication of victim(s) from vehicle	0	0	0	0	0	1	0	0	0	0	0	0	1
Grass fire	0	0	0	0	0	1	3	1	2	0	0	0	7
Hazardous condition, other	0	0	0	0	0	1	0	0	0	0	1	1	3
Special outside fire, other	0	0	0	0	0	1	0	0	0	0	0	0	1
Rescue or EMS standby	0	0	0	0	0	0	1	0	0	0	0	0	1
Lock-in (if lock out, use 511)	0	0	0	0	0	0	1	0	0	0	0	0	1
Swift water rescue	0	0	0	0	0	0	1	1	0	0	0	0	2
Air or gas rupture of pressure or process ve	0	0	0	0	0	0	1	0	0	0	0	0	1
Malicious, mischievous false call, other	0	0	0	0	0	0	1	0	1	1	0	0	3
Smoke from barbecue, tar kettle	0	0	0	0	0	0	1	0	0	0	0	0	1
Central station, malicious false alarm	0	0	0	0	0	0	0	1	0	1	6	0	8
Breakdown of light ballast	0	0	0	0	0	0	0	1	0	0	0	0	1
Wrong location	0	0	0	0	0	0	0	1	0	0	0	0	1
Road freight or transport vehicle fire	0	0	0	0	0	0	0	1	0	0	0	1	2
Vehicle accident, general cleanup	0	0	0	0	0	0	0	0	1	0	0	0	1
Forest, woods or wildland fire	0	0	0	0	0	0	0	0	1	0	0	0	1
Outside rubbish fire, other	0	0	0	0	0	0	0	0	1	0	3	0	4
Extinguishing system activation due to mali	0	0	0	0	0	0	0	0	1	0	0	0	1
Wind storm, tornado/hurricane assessmer	0	0	0	0	0	0	0	0	4	0	0	0	4
Cultivated grain or crop fire	0	0	0	0	0	0	0	0	0	1	0	0	1
Animal problem, other	0	0	0	0	0	0	0	0	0	1	0	0	1
Ring or jewelry removal	0	0	0	0	0	0	0	0	0	0	0	1	1
Total	946	820	925	868	835	863	901	859	1014	972	864	924	10836


Mutual Aid Responses

Mutual Aid Given Incident Count by Month 2024

Department	Jan	Feb	March	April	May	June	July	Aug	Sept	Oct	Nov	Dec	Total
Washington Twp Fire	1				1	3	1		2				8
Washington Twp EMS				1		1	1	1	2	1			7
West Carrollton Fire	1	2	2	1	2		1	1		1			11
West Carrollton EMS	5	3	7	4	2	6	6	3	8	2			46
Moraine Fire	1	3	1	2	1		1		1	2			12
Moraine EMS	1	3	1	3	3	4	1	1	1				18
Dayton Fire													0
Dayton EMS													0
Clearcreek Fire	1	1	1					1					4
Clearcreek EMS	1	2			1			1	2				7
Jefferson Twp Fire	3	1	1		1	1	2	1		2			12
Jefferson Twp EMS		1	3		3	2		1	1				11
Germantown Fire	1	1		1					1	2			6
Germantown EMS	2	4		1	1	1	1	1	1	4			16
Farmersville Fire													0
Farmersville EMS													0
Kettering Fire													0
Kettering EMS													0
Franklin Fire				1					2				3
Franklin EMS			1										1
Carlisle Fire													0
Carlisle EMS		1											1
Franklin Twp Fire													0
Franklin Twp EMS					1				2				3
Total Fire Given	8	8	5	5	5	4	5	3	6	7	0	0	56
Total EMS Given	9	14	12	9	11	14	9	8	17	7	0	0	110
Total Given	17	22	17	14	16	18	14	11	23	14	0	0	166

Mutual Aid Received Incident Count by Month 2024

Department	Jan	Feb	March	April	May	June	July	Aug	Sept	Oct	Nov	Dec	Total
Washington Twp Fire	1	1	3	1	1		3	2	1				13
Washington Twp EMS	1	1	2	2	2	2	1	1	2	2			16
West Carrollton Fire	9	2	3				1		1	1			17
West Carrollton EMS	1	1	1		1	1							5
Moraine Fire			1		2		2	1		2			8
Moraine EMS	1		1		1	3		1	3	1			11
Dayton Fire													0
Dayton EMS													0
Clearcreek Fire													0
Clearcreek EMS										1			1
Jefferson Twp Fire					1			1					2
Jefferson Twp EMS													0
Germantown Fire		1					1	1					3
Germantown EMS	1			1									2
Kettering Fire													0
Kettering EMS						1							1
Farmersville Fire		1						1					2
Farmersville EMS													0
New Lebanon Fire													0
New Lebanon EMS													0
Farmersville Fire													0
Farmersville EMS													0
Franklin Fire													0
Franklin EMS													0
Carlisle Fire													0
Carlisle EMS													0
JEMS													0
Total Fire Received	10	5	7	1	4	0	7	6	2	3	0	0	45
Total EMS Received	4	2	4	3	4	7	1	2	5	4	0	0	36
Total Received	14	7	11	4	8	7	8	8	7	7	0	0	81





Training

Members of the Miami Valley Fire District train continually throughout the year to ready themselves for service to the community. EMS, fire, technical rescue are all trained on throughout the year.



Members completed over 7454 hours of training in 2024. MVFD utilizes its numerous instructors within our ranks as well as outside entities such as Premiere, Kettering Health, and Cleveland State University to conduct training

Highlights

- Officer I Class
- Live Fire Training
- Nozzle Forward Class
- HAZMAT OPS Refresher
- Swift Water Training
- PEER Fitness Evaluations



2024 brought some updates to our Training Program. The position of Battalion Chief of Training and Emergency Planning was created and was filled by BC Brett Beach. More cans were added to the MVFD Training Center. Modifications and updates continue to be added to make the training center a regional asset.





Fire Prevention

Ounce of Prevention

Miami Valley Fire District's Prevention Bureau consists of Fire Marshal Bob Pugh and Fire Prevention Specialists Chris Amsler and Brad Herr. The Fire Prevention Bureau is committed to reducing fire loss, injury, and death caused by fires, and to improving overall safety. The Prevention Bureau employs many strategies to accomplish the district's safety goals. Fire safety Inspections, code enforcement, building plan review, pre-fire planning and public education are all components of the prevention program



Inspections	513
Reinspections	236
Fire Alarm Inspections	40
Final Inspection	51
Fire Protection Systems	46
Foster Care/ Adoption	11
Hood Inspections	7
Sprinkler Underground	20
Tent Inspection	18
Plans Review	288
Complaints	14
Fire Investigations	32

Public Events	55
School Visits	17
Ladder Spray Downs	11
CPR Classes	15
Touch A Truck	10
Station Tours	15
Parades	6
Football Games	10

The Miami Valley Fire District is proud to serve the communities of Miamisburg and Miami Township. We take part in as many Public Events as possible. We stand by at sporting events, community events and festivals. Speaking to children, adults, seniors, and the business community as well as our attendance at numerous events helped make our two communities safer places to live, work, and shop.





District Highlights

Hirings

January 11th, 2024

- Courtney Seif , FF/PM
- Emma Brown, FF/PM
- Connor Bush ,FF/PM
- Casey Whipp,FF/PM
- Matthew Woodgeard , FF/PM
- Austin Johnson, FF/PM
- Austin White, FF/PM

February 21, 2024

- Taylor Meldrum, FF/PM

March 6, 2024

- Evan Thompson, FF/PM

March 18, 2024

- Evan O'Brien, FF/PM

March 19th, 2024

- James Blom, FF/PM

March 21, 2024

- Jed Fernbaugh, FF/PM

July 24, 2024

- Kyle Garver, FF/PM

September 1st

- Jackson Harover ,FF/EMT
- Zach Kendig ,FF/EMT
- Jacob Berry, FF/EMT

September 18, 2024

- Collin Lovett, FF/EMT

October 14th

- Justin Null, Assistant Chief

November 25th

- Braden Brem, FF/EMT
- Kyle Villa, FF/EMT



Promotions

April 11th, 2024

Steve Johnson, Chief

May 29th, 2024

Brett Beach, Battalion Chief
Shawn Cline, Lieutenant

September 4th

Matt Clark, Lieutenant

Retirements

February 20th

Elizabeth Zink, FF/PM

July 20th, 2024

Dave Martin, FF/PM

Brent Ray, FF/PM

July 30th, 2024

Jack Ikerd, FF/PM




New Apparatus



A New UTV (Gator 53) was purchased with monies donated by the Gary Sinise Foundation in July



A new Medic Unit was purchased and placed in service in July



Multiple new Staff Vehicles were purchased including a new Shift Commander Vehicle placed in service in June

June introduced a new EMS chase vehicle(EMS 50) designed to reduce wear and tear on fire engines during medic calls





New Equipment


New SCOTT SCBA Units were purchased thanks to the AFG Grant. The units were placed in service in May



MVFD received 26 new sections of 5" Supply Hose in March



MDT Computers were mounted and installed in all apparatus which improved information to crews about emergency responses as well as speed of responding



A Dose of the District Podcast was created to help improve information to the community about the Miami Valley Fire District





“At the Miami Valley Fire District, our mission is clear: to protect life, property, and serve the citizens of our fire district to its fullest.”

- Steven Johnson, Fire Chief

