



Monthly Report



Personnel

Page 2



Operational Updates

Page 3



Administrative

Page 4



Notable Incidents

Page 6

Reaching Milestone Numbers

MVFD had its busiest year yet in terms of Emergency Responses. Miami Valley Fire District surpassed 11,000 calls for service which continues to make us one of the busiest departments in the area.

DECEMBER 2025
TOTAL CALLS
961

TOTAL CALLS YEAR TO
DATE
11,014


MUTUAL AID CALLS

EMS Given: 8
Fire Given: 9
EMS Received: 3
Fire Received: 9

Personnel




December 16th, Hunter Parker passed the National Registry Paramedic Exam



December 17th, Aaron Cunningham and Kyle Villa passed the National Registry Paramedic Exam



December 19th, Logan Livesay passed the National Registry Paramedic Exam



December 7th, Fire Marshal Bob Pugh retired from the Miami Valley Fire District after over 26 years of service to the community




Operational Updates



Board President John Stalder, Board Member Greg Bell, and City Manager Keith Johnson attended their last Board Meeting for the Miami Valley Fire District



The Position of Fire Marshal Job Posting was posted and resumes will be accepted internally until December 31st



PSA for Christmas Tree Safety was produced by Firefighters Brian Scott and Kyle Roseborough



Administrative Updates



December 1st, Chief Johnson and AC Null attended the Miamisburg Mayor's Luncheon

December 1st, Chief Johnson and AC Null attended the Annual Emergency Management Countywide Advisory Committee Meeting

December 2nd, Chief Johnson, AC Barnett and Null attended the FirstNet Control Center Training

December 3rd, Chief Johnson held an Operational Oversight Committee Meeting with City Manager Johnson and Township Administrator Snyder

December 3rd, AC Null attended the MMRS Mumbai Committee Meeting

December 3rd, Chief Johnson met with Miami Township Chief of Police Nielson

December 4th, Chief Johnson, AC Barnett and Null held a Labor Management Meeting with Executive Board Members of IAFF Local 1832

December 5th, AC Null attended AFESA Solutions Zoom Meeting

December 8th, AC Barnett and Null attended the RDC Chiefs Monthly Meeting

December 8th, Board of Trustees Christmas Dinner with Admin Staff was held

December 9th, Chief Johnson and AC Barnett and Null attended the Miami Valley Hospital Chiefs Breakfast

December 9th, Chief Johnson and AC Barnett and Null attended the Mound Holiday Lunch

December 11th, the Miami Valley Fire District Board of Trustees Meeting was held

December 15th, AC Barnett attended the MVFEA Executive Committee Meeting



December 18th, Chief Johnson attended the Fire Chief Mastermind Meeting

December 31st, Chief Johnson had an Operational Oversight Committee Meeting with the City Manager Fine and Township Administrator Snyder

Training



Crews took advantage of the colder weather and snow to train on ICE Rescue during the month of December




During the month of December, Crews and Admin Staff completed Cyber Security Training



Work continues on the Training Center. Stairs were completed to the third floor this month.

TOTAL TRAINING
HOURS TO DATE FOR
2025
14,770

TOTAL TRAINING
HOURS FOR
DECEMBER
633



Fire Prevention/Community Events



Fire Prevention Bureau

Annual Inspections: 12

Re-inspections: 54

FOIA: 3

Plans Review: 15

Foster/Adoption: 0

Final Inspections: 3


Fire Protection Systems: 4

Burn Permits: 0

Zoning: 4

Tent Inspections: 0

December 6th, Company 53 participated in the Miamisburg Holiday Parade



December 12th, Members participated in the Shop with a Hero event at a Meijer



December 23rd, Several Members took part in Operation Santa Sleigh at Dayton Children's Hospital



December 13th, Crews attended the IAFF Local 1832 14th Annual Pancakes with Santa




Notable Incidents

December 3rd, Multiple crews responded Mutual Aid to Carlisle on a Commercial Fire



December 6th, Multiple crews responded Mutual Aid to Germantown on a Structure Fire



December 8th, Crews responded to an MVC on Springboro Pk near Mall Ring. One transport was made from the scene




December 9th, Multiple crews responded Mutual Aid to Jefferson Twp. on a Barn Fire



December 10th, Crews responded to a Semi Truck Fire on I-75 Northbound



December 15th, E51 and BC50 responded Mutual Aid to Franklin on a Commercial Fire



December 15th, E55 and BC50 responded Mutual Aid to Kettering on a Commercial Fire



December 16th, Crews responded to a Structure Fire on Dayton-Cincinnati Pk. Cause of the fire is under investigation



December 19th, L54 responded Mutual Aid to West Carrollton on a Structure Fire



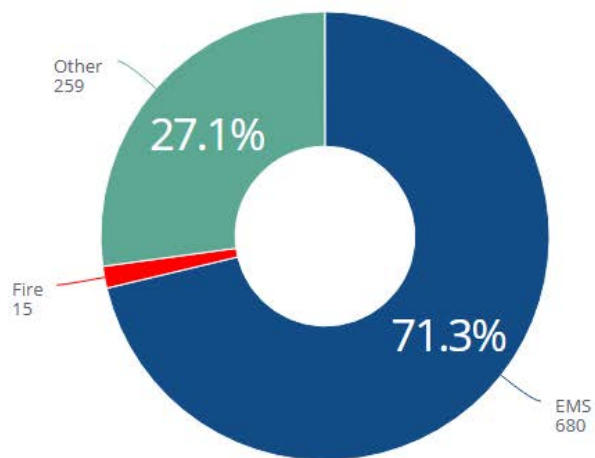
Responses



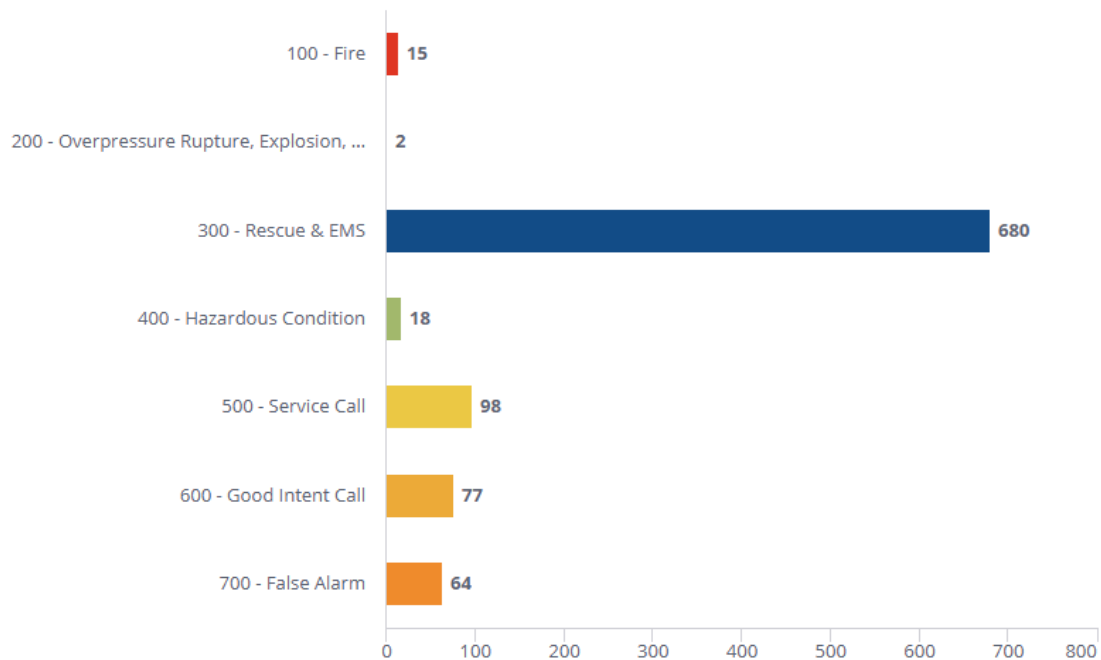
EMS/Fire Incident Breakdown

Number of Incidents

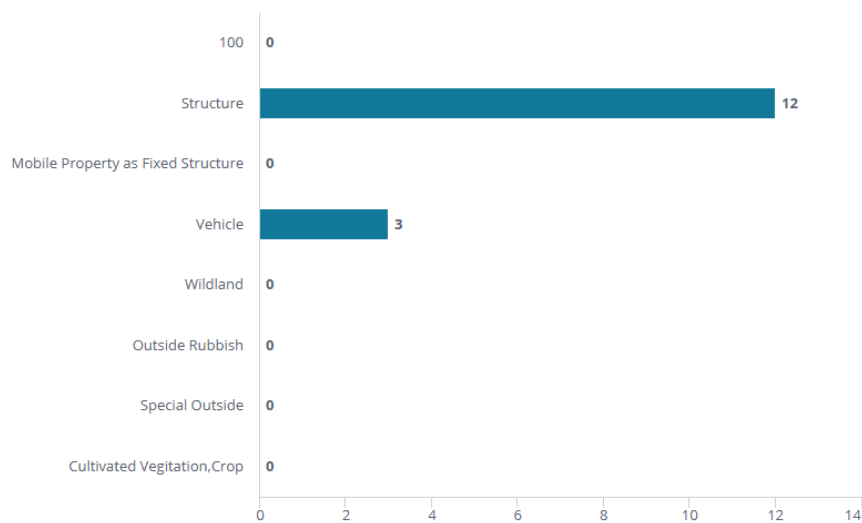
961



Incidents by Incident Type



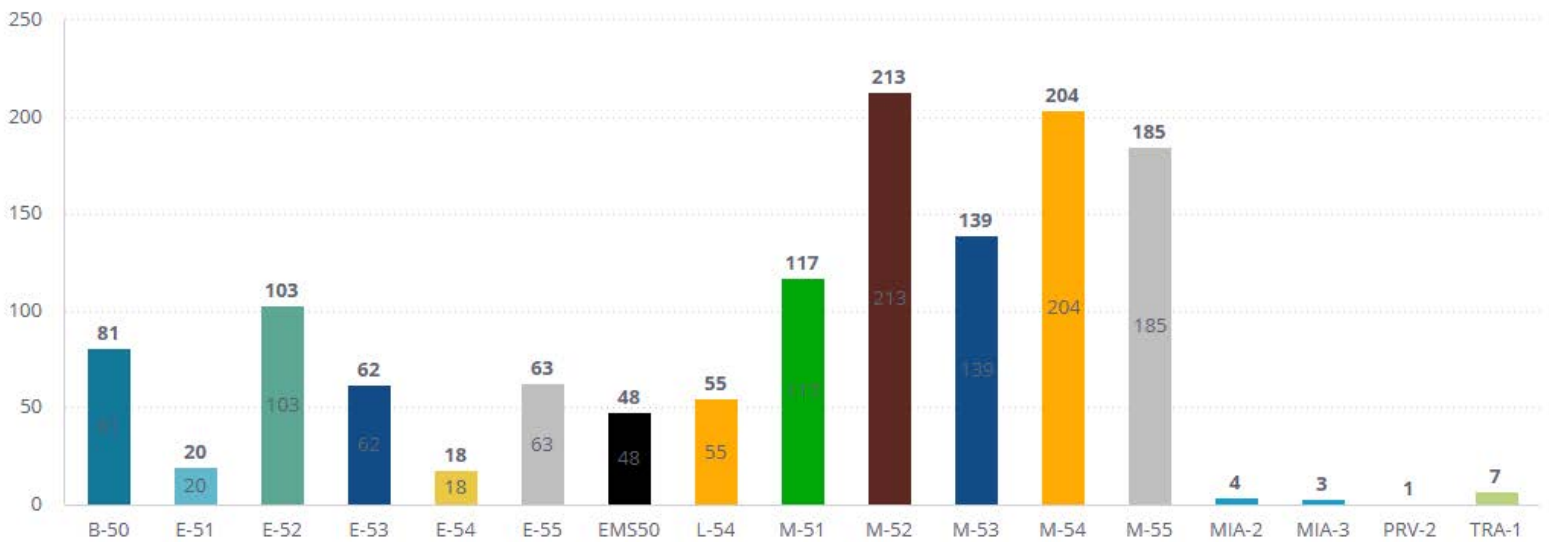
Fires by Type



Responses



Calls per Apparatus



Top 25 Addresses

Top 25 Addresses

Location Street Address	Number of Incidents
2164 East CENTRAL Avenue	31
7847 LOIS Circle	29
5070 LAMME Road	26
9650 MARKETPLACE Drive	21
1120 DUNAWAY Street	19
2656 West ALEX BELL Road	18
317 SYCAMORE GLEN Drive	17
450 OAK RIDGE Boulevard	16
2510 VIENNA Parkway	14
3797 SUMMIT GLEN Drive	14
2501 KEYSTONE CLUB Drive	14
3800 SUMMIT GLEN Drive	13
2700 MIAMISBURG CENTERVILLE Road	12
2310 CROSSPOINTE Drive	11
8981 KINGSRIDGE Drive	8
6300 CARNATION Road	6
2125 MAUE Road	6

1725 GOODWIN Place	6
15 West FERRY Street	4
30 South EIGHTH Street	4
2602 ALLISTER Circle	4
431 North HEINCKE Road	4
222 BYERS Road	4
7851 LOIS Circle	4
2961 West SPRING VALLEY PIKE	4

MVFD ANNUAL RESPONSE SUMMARY

	Jan	Feb	Mar	Apr	May	Jun	Jul	Aug	Sep	Oct	Nov	Dec	Y.T.D.
Fire	314	281	316	314	272	305	259	306	239	299	275	313	3521
EMS	615	611	611	629	579	637	662	656	643	623	599	648	7493
Total	929	892	917	943	851	942	921	962	882	922	874	961	11,014

MONTHLY RESPONSE TOTALS BY YEAR

2018	794	654	685	647	740	755	685	766	672	699	653	717	8467
2019	727	704	727	741	771	755	754	785	783	789	733	768	9037
2020	763	742	753	625	732	814	796	794	746	849	853	806	9273
2021	838	718	779	817	900	791	831	912	856	807	802	895	9946
2022	913	688	795	785	836	894	924	914	763	868	909	1027	10,316
2023	849	771	885	803	914	954	912	921	972	932	823	879	10,615
2024	946	820	925	868	835	863	901	859	1014	972	836	956	10,836
2025	929	892	917	943	851	942	921	962	882	922	874	961	11,014

Capital Improvement and Equipment



Order has been placed for Lifts for Maintenance on all Vehicles



Contract was signed for Stryker to complete all annual preventative maintenance on cots, stair chairs, powerload systems, and LUCAS Devices



SIM Cards in MDTs are being switched over to a control center base. This saves money due to the fact that it goes by actual usage for devices



Insurance Claims have been filed for M54 and E55 accident



Mutual Aid



Mutual Aid Given Incident Count by Month 2025

Department	Jan	Feb	March	April	May	June	July	Aug	Sept	Oct	Nov	Dec	Total
Washington Twp Fire	1	1	3	3		3	1		3	2	1	1	19
Washington Twp EMS	1	1		1	1				2	3			9
West Carrollton Fire	2	3		2				1			1	3	12
West Carrollton EMS	2	1	1	1	4	1		1			2	4	17
Moraine Fire	2	2		2		2			1	1	1		11
Moraine EMS	2	2	2		2	2	4	1	3	2	1		21
Jefferson Twp Fire	1	1	1		1	1	1	1	1			1	9
Jefferson Twp EMS					1	2	2	1		3	1		10
Germantown Fire	2	2						1		1		1	7
Germantown EMS	2	3		1	2	3	2	2	3	1	1	3	23
Franklin Fire	1	1	1					2	1			1	7
Franklin EMS													0
Clearcreek Fire			1				1		1	1			4
Clearcreek EMS			2				1						3
Franklin Twp Fire				2									2
Franklin Twp EMS													0
Carlisle Fire										1		1	2
Carlisle EMS									1				1
Farmersville Fire	1	1		2									4
Farmersville EMS											1		1
Kettering Fire												1	1
Kettering EMS												1	1
Dayton Fire													0
Dayton EMS													0
Total Fire Given	10	11	6	11	1	6	3	5	7	6	3	9	78
Total EMS Given	7	7	5	3	10	8	9	5	9	9	6	8	86
Total Given	17	18	11	14	11	14	12	10	16	15	9	17	164

Mutual Aid Received Incident Count by Month 2025

Department	Jan	Feb	March	April	May	June	July	Aug	Sept	Oct	Nov	Dec	Total
Washington Twp Fire	2	3	1	2	2	1		2		1	1	3	18
Washington Twp EMS					1	2	3	1	5	2	1	2	17
West Carrollton Fire	1	4	4	2		1					1	3	16
West Carrollton EMS			1	2		2	2	1	1		1		10
Moraine Fire	2	3		1				1		1		1	9
Moraine EMS			1	2		2	1	2	1				9
Jefferson Twp Fire													0
Jefferson Twp EMS							1						1
Germantown Fire						2	1						3
Germantown EMS				1	1						1	1	4
Franklin Fire	1	2											3
Franklin EMS													0
Clearcreek Fire	1	1										1	3
Clearcreek EMS			1		1	1	3	1					7
Franklin Twp Fire													0
Franklin Twp EMS													0
Carlisle Fire				1									1
Carlisle EMS													0
Farmersville Fire												1	1
Farmersville EMS													0
Kettering Fire													0
Kettering EMS													0
Dayton Fire													0
Dayton EMS													0
Total Fire Received	7	13	5	6	2	4	1	3	0	2	2	9	54
Total EMS Received	0	0	3	5	3	7	10	5	7	2	3	3	48
Total Received	7	13	8	11	5	11	11	8	7	4	5	12	102

Financial Report



MIAMI VALLEY FIRE DISTRICT				
SUMMARY REVENUES/EXPENSES				
12/31/25				
	2025 Budget	% of Budget	12/31/2025 Actual	% Collected or Spent
REVENUES				
Property Taxes	\$12,960,856	77%	\$13,568,721	105%
EMS Charges	2,200,000	13%	2,944,179	134%
Grants	1,247,972	7%	432,148	35%
Health Insurance Reimb	255,000	2%	249,019	98%
Sick Leave Reimb	13,500	0%	24,110	179%
Interest	50,000	0%	370,846	742%
Other	26,000	0%	73,885	284%
Total Revenues	\$16,753,328	100%	\$17,662,907	105%
EXPENSES				
Salaries	\$9,013,367	50%	\$7,841,872	87%
Benefits	3,533,756	20%	3,352,144	95%
Contractual Services	1,552,789	9%	1,582,269	102%
Supplies & Materials	410,835	2%	390,572	95%
Training/Travel	43,860	0%	42,009	96%
Miscellaneous	169,253	1%	169,151	100%
Total Operating Expenses	\$14,723,860		\$13,378,017	91%
Capital Improvement	\$2,533,826	14%	\$1,911,865	75%
Debt Service	\$745,484	4%	\$616,021	83%
Total Expenses	\$18,003,170	100%	\$15,905,903	88%
Excess	-\$1,249,842		\$1,757,004	
Beginning Cash Balance	\$8,177,232		\$8,177,232	
Ending Cash Balance	\$6,927,390		\$9,934,236	