Miami Valley Fire District

AUGUST 2026

Monthly Report



Remembering and Representing

MVFD annually participates in remembering and honoring the events and sacrifices that took place on September 11th including participating in the Stair Climb at Miamisburg High School.

SEPTEMBER 2026 TOTAL CALLS
933

TOTAL CALLS YEAR TO DATE
8611

MUTUAL AID CALLS

EMS Given: 8

Fire Given: 5

EMS Received: 7

Fire Received: 7



Personnel
Page 2



Operational Updates
Page 3



Administrative
Page 4



Notable Incidents
Page 6

Personnel

September 17th, FF/PM Ben Robertson completed his probationary period with MVFD



Operational Updates

Date has been set for our annual Community Open House for the public October 10th at Station 51



Crews have begun Annual Hydrant testing and will be completed by the end of October



Crews have begun taking Standing Orders computer-based testing. Testing to be completed by October 31st

Chief Johnson rolled out the Strategic Plan to each shift with new Mission and Vision Statements





Administrative Updates

September 1st, Chief Johnson had an Operational Oversight Committee Meeting with City Manager Fine and Township Administrator Snyder

September 2nd, AC Barnett met with Atlantic to discuss changes to specifications of upcoming Brush Truck

September 2nd, AC Null was at the University of Dayton Center for Leadership

September 3rd, Chief Johnson, AC Barnett and Null held monthly Labor Management Meeting with Executive Board of IAFF Local 1832

September 3rd, Chief Officers and Crews attended the First Responders Luncheon at Ron's Pizza

September 3rd, AC Null attended the Ohio Governor's School Safety Workshop Meeting

September 4th, AC Barnett attended a Home School Co-Op Shoe & Tell at Kettering Assembly of God

September 8th, Chief Johnson, Chief Officers, and Admin Staff held a monthly Staff Meeting

September 9th, AC Barnett and Null attended the Greater Montgomery County Fire Chiefs Association Meeting

September 10th, Miami Valley Fire District Board of Trustees Monthly Meeting was held

September 15th, AC Barnett and Null met with Regional Dispatch Center to discuss changes to Run Cards

September 15th, AC Barnett and Null held a meeting with HeroVent

September 17th, Chief Johnson and AC Barnett met with Atlantic to go over plumbing plan for Gear Extractor installs at stations

September 17th, Chief Johnson attended the Chief Mastermind Group Meeting

September 21st, AC Null attended the MMRS Radiological Committee Meeting

September 29-October 1st, Chief Johnson presented the Strategic Plan rollout to all three shifts

September 30th, Chief Johnson had an Operational Oversight Committee Meeting with Township Administrator Snyder and City Manager Fine

Training

September 21st and 22nd, Crews conducted Swift Water Tech Level training on the Great Miami River







September 24-26, Crews conducted Pediatric Mega Code Training Conducted by Dayton Children's



TOTAL TRAINING HOURS TO DATE FOR 2026

7410

TOTAL TRAINING HOURS FOR SEPTEMBER

1222

Crews continue to utilize the new mobile forcible entry door as it rotates to each station



Fire Prevention/Community Events

Fire Prevention Bureau

Annual Inspections: 122

Re-inspections: 55

FOIA: 4

Plans Review: 45

Foster/Adoption: 0

Final Inspections: 1

Fire Protection Systems: 8

Burn Permits: 0

Zoning: 2

Tent Inspections: 4

Fire Investigations: 3

September 10th, Members participated in the 9/11 Memorial Stair Climb at Miamisburg High School



September 11th, L54 participated in events at Mission BBQ



September 19th, Company 52 attended the Family Fest at Lexis-Nexis



September 18th, Company 53 participated in the Miamisburg High School Homecoming Parade





September 20th, Company 53 was on standby for the Miamisburg Triathlon



Apparatus Maintenance

Top Service Tasks by Usage

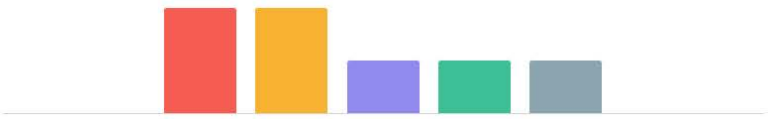

Tire Replacement	2
PM A	2
Engine Cooling System (Miscellaneous)	1
Brake Master Cylinder Replacement	1
ABS Control Module Replacement	1

Top Service Tasks by Subtotal



Cab Tilt Motor/Pump	$1,684.60
Tire Replacement	$1,424.73
Fire Pump Valve	$1,182.18
A/C Expansion Valve Replacement	$1,046.26
ABS Control Module Replacement	$995.76

1 - Chassis	ABS Control Module Replacement	1	1	09/03/2026 9:53 AM	$274.50	$721.26	$995.76
0 - Cab, Climate Control, Instrumentation, & Aerodynamic Devices	A/C Expansion Valve Replacement	1	1	09/04/2026 2:58 PM	$894.00	$152.26	$1,046.26
	A/C System Diag	1	1	09/04/2026 2:58 PM	$70.50	$0.00	$70.50
	Aux Air Compressor	1	1	09/28/2026 1:53 PM	$60.00	$0.00	$60.00
3 - Electrical	Battery Replacement	1	1	09/03/2026 9:52 AM	$30.00	$399.98	$429.98
	Body Fire	1	1	09/16/2026 10:17 AM	$0.00	$107.27	$107.27
	Brake Booster	1	1	09/03/2026 9:53 AM	$540.00	$403.51	$943.51
1 - Chassis	Brake Master Cylinder Replacement	1	1	09/03/2026 9:53 AM	$495.00	$261.88	$756.88
	Brake System Diag	1	1	09/03/2026 9:53 AM	$327.00	$0.00	$327.00
	Cab Tilt Motor/Pump	1	1	09/16/2026 9:59 AM	$337.50	$1,347.10	$1,684.60
	Coolant Line	1	1	09/30/2026 11:32 AM	$160.50	$14.10	$174.60
4 - Engine / Motor Systems	Engine Coolant Thermostat Replacement	1	1	09/29/2026 10:47 AM	$210.00	$112.05	$322.05
4 - Engine / Motor Systems	Engine Cooling System (Miscellaneous)	1	1	09/18/2026 11:13 AM	$120.00	$11.99	$131.99
	Fire Pump Diag	1	1	09/04/2026 2:58 PM	$70.50	$0.00	$70.50
	Fire Pump Primer	1	1	09/16/2026 9:59 AM	$315.00	$7.05	$322.05
	Fire Pump Valve	1	1	09/16/2026 9:59 AM	$432.00	$750.18	$1,182.18
3 - Electrical	Headlamp Bulb Replacement	1	1	09/11/2026 11:23 AM	$33.00	$0.00	$33.00
4 - Engine / Motor Systems	PM A	2	2	09/03/2026 3:08 PM	$0.00	$0.00	$0.00
4 - Engine / Motor Systems	PM B	1	1	09/03/2026 3:08 PM	$0.00	$484.98	$484.98
3 - Electrical	Starter Motor Replacement	1	1	09/18/2026 11:13 AM	$358.50	$627.99	$986.49
1 - Chassis	Tire Replacement	2	2	09/18/2026	$0.00	$0.00	$1,424.73
	Transmission Oil Cooler Replacement	1	1	09/04/2026	$0.00	$0.00	$659.74
	No Service Task	1	1	09/16/2026 10:17 AM	$19.50	$0.00	$19.50

Notable Incidents

September 1st, Multiple crews responded Mutual Aid to West Carrollton on a Structure Fire.

September 1st, Crews responded to a MVC at the intersection of Miamisburg-Centerville and Byers Rd. One removal was made.

September 12th, L54 responded to a Vehicle Fire on Maue Rd.

September 13th, Crews responded to a MVC at the intersection of Lyons Ridge and Kingsridge Rds. Multiple removals were made.

September 21st, Crews responded to a Battery Charger Fire in a Home on Sixth Ave. Damage was contained to one room.

September 21st, Crews responded to a Vehicle into a Pond on Springboro Pk. Crews were able to extricate the occupant and they were transported to the hospital.

September 25th, L54 responded to a Vehicle Fire on I75 Northbound.

September 29th, Crews responded to a Rollover MVC on I75 SB near I675. One transport was made from the scene.

















Responses

Total Incidents & Exposures

Number of Incidents

933

EMS/Fire Incident Breakdown

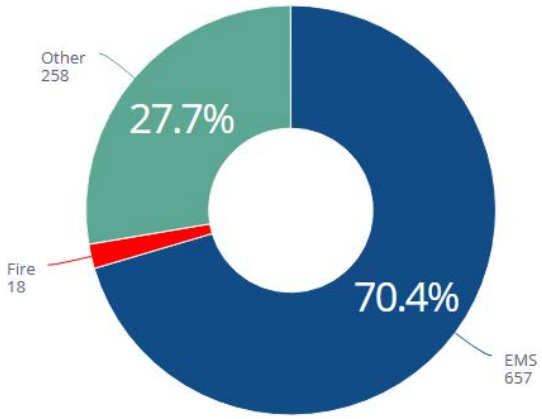

Incidents by Incident Type

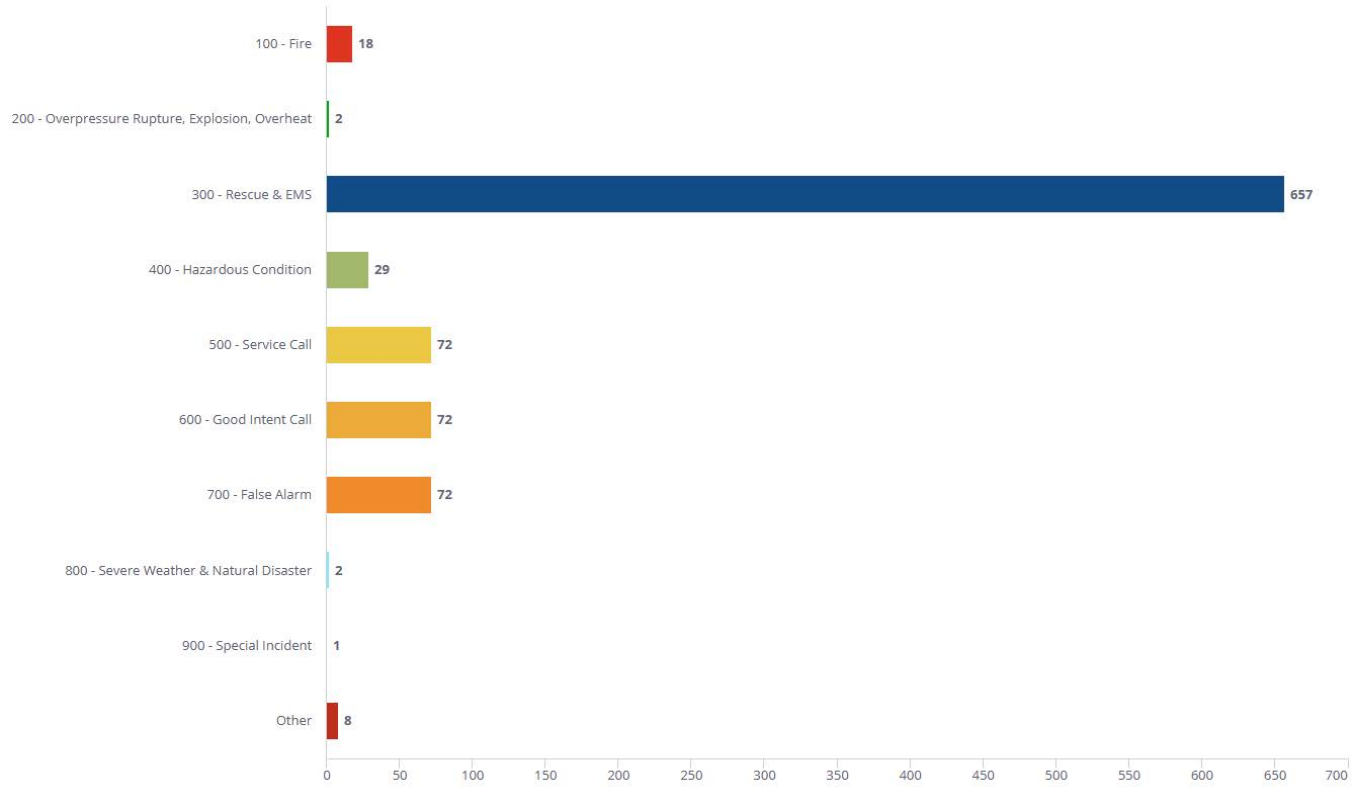

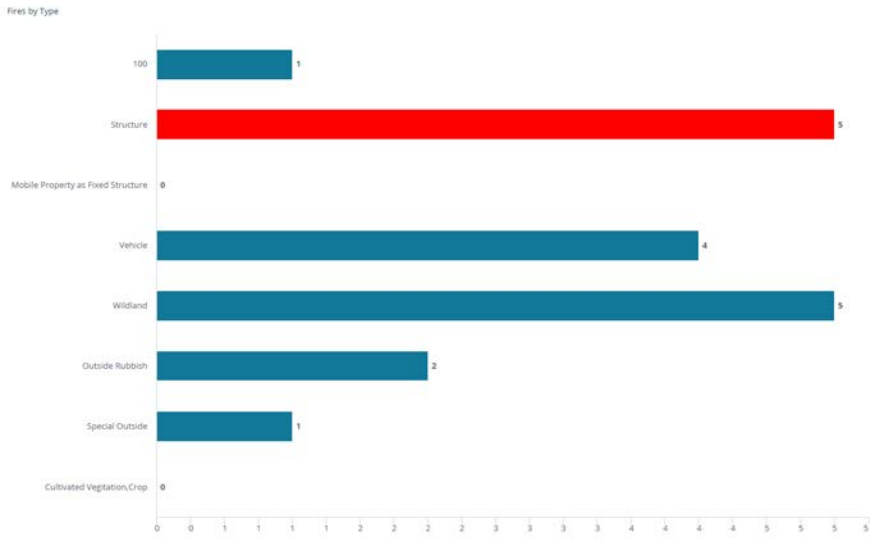

Responses

Calls per Apparatus

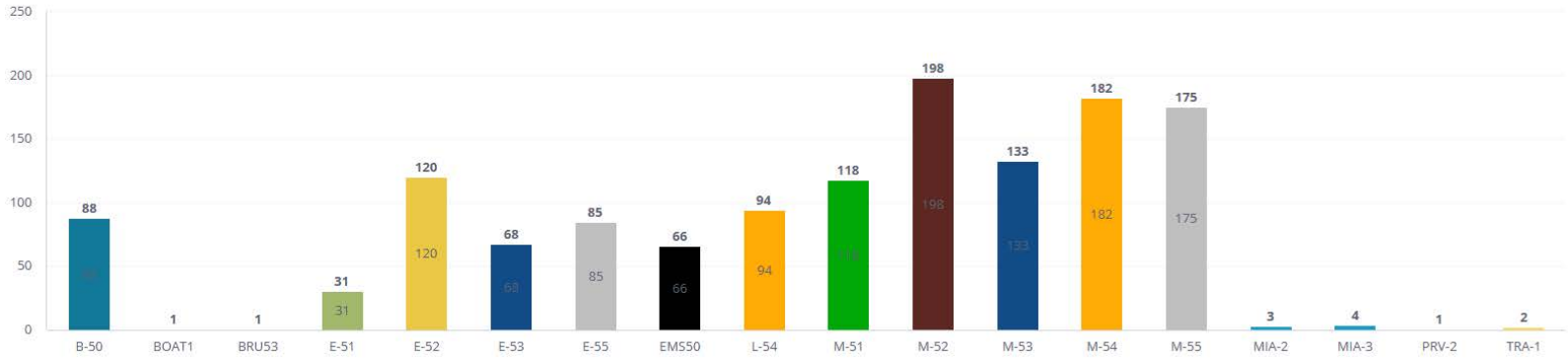

Top 25 Addresses

Location Street Address	Number of Incidents
3797 SUMMIT GLEN Drive	33
8981 KINGSRIDGE Drive	24
2656 West ALEX BELL Road	24
7847 LOIS Circle	21
2164 East CENTRAL Avenue	20
317 SYCAMORE GLEN Drive	19
5070 LAMME Road	18
2501 KEYSTONE CLUB Drive	18
15 West FERRY Street	17
2310 CROSSPOINTE Drive	16
1120 DUNAWAY Street	16
450 OAK RIDGE Boulevard	14
3800 SUMMIT GLEN Drive	13
1641 CAROLYN Drive	12
2510 VIENNA Parkway	12
2125 MAUE Road	12
9650 MARKETPLACE Drive	11
2457 CREW Circle	9
3787 SUMMIT GLEN Drive	7
222 BYERS Road	6
10621 ALDORA Drive	6
476 SYCAMORE WOODS Drive	5
5348 LAMME Road	5
8581 LYONS GATE Way	5
2175 LEITER Road	4

MVFD ANNUAL RESPONSE SUMMARY													
	Jan	Feb	Mar	Apr	May	Jun	Jul	Aug	Sep	Oct	Nov	Dec	Y.T.D.
Fire	249	230	267	357	266	278	291	341	276				2,555
EMS	660	635	640	610	717	663	740	734	657				6,056
Total	909	865	907	967	983	941	1031	1075	933				8,611
MONTHLY RESPONSE TOTALS BY YEAR													
2018	794	654	685	647	740	755	685	766	672	699	653	717	8467
2019	727	704	727	741	771	755	754	785	783	789	733	768	9037
2020	763	742	753	625	732	814	796	794	746	849	853	806	9273
2021	838	718	779	817	900	791	831	912	856	807	802	895	9946
2022	913	688	795	785	836	894	924	914	763	868	909	1027	10,316
2023	849	771	885	803	914	954	912	921	972	932	823	879	10,615
2024	946	820	925	868	835	863	901	859	1014	972	836	956	10,836
2025	929	892	917	943	851	942	921	962	882	922	874	961	11,014
2026	909	865	907	967	983	941	1031	1075	933				8,611

Mutual Aid

Mutual Aid Received

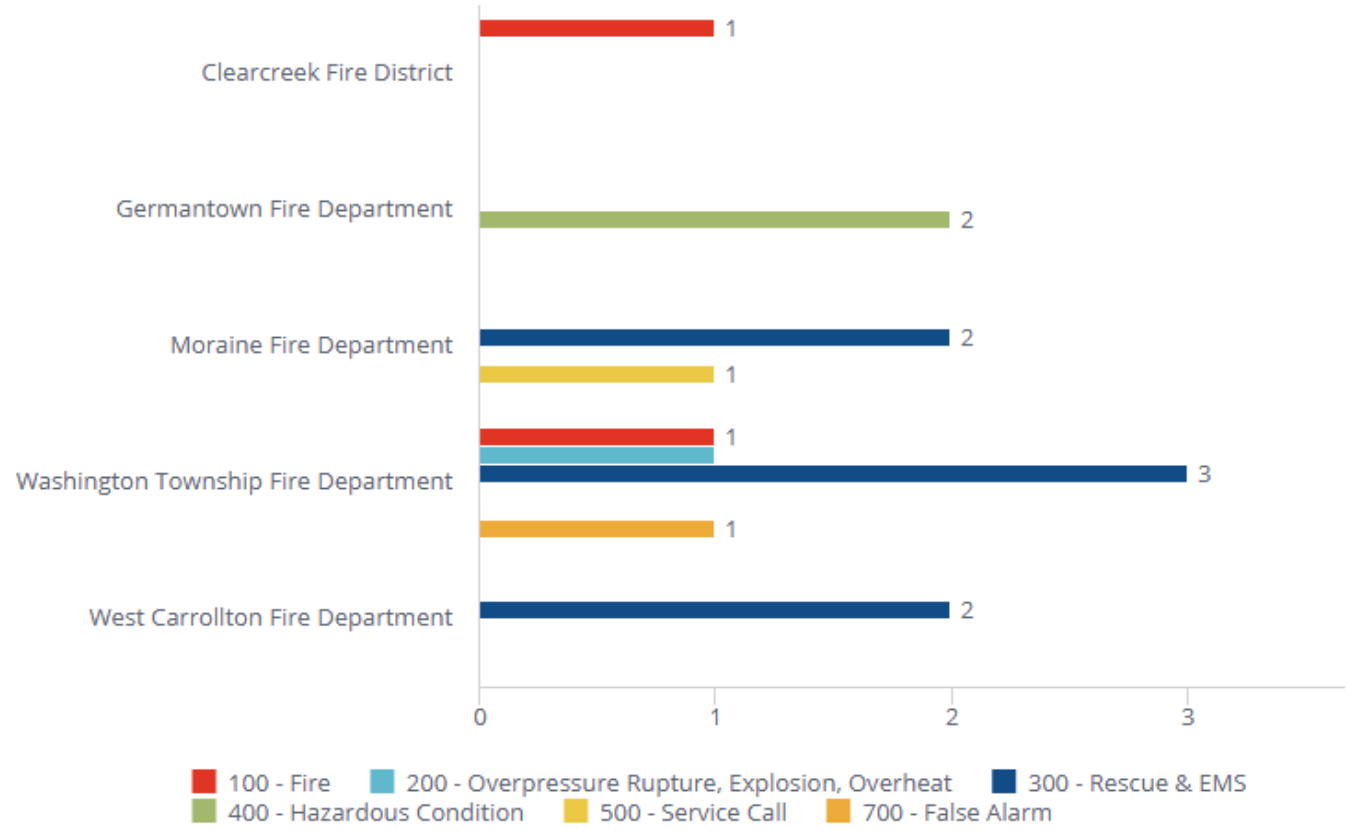

Mutual Aid Given

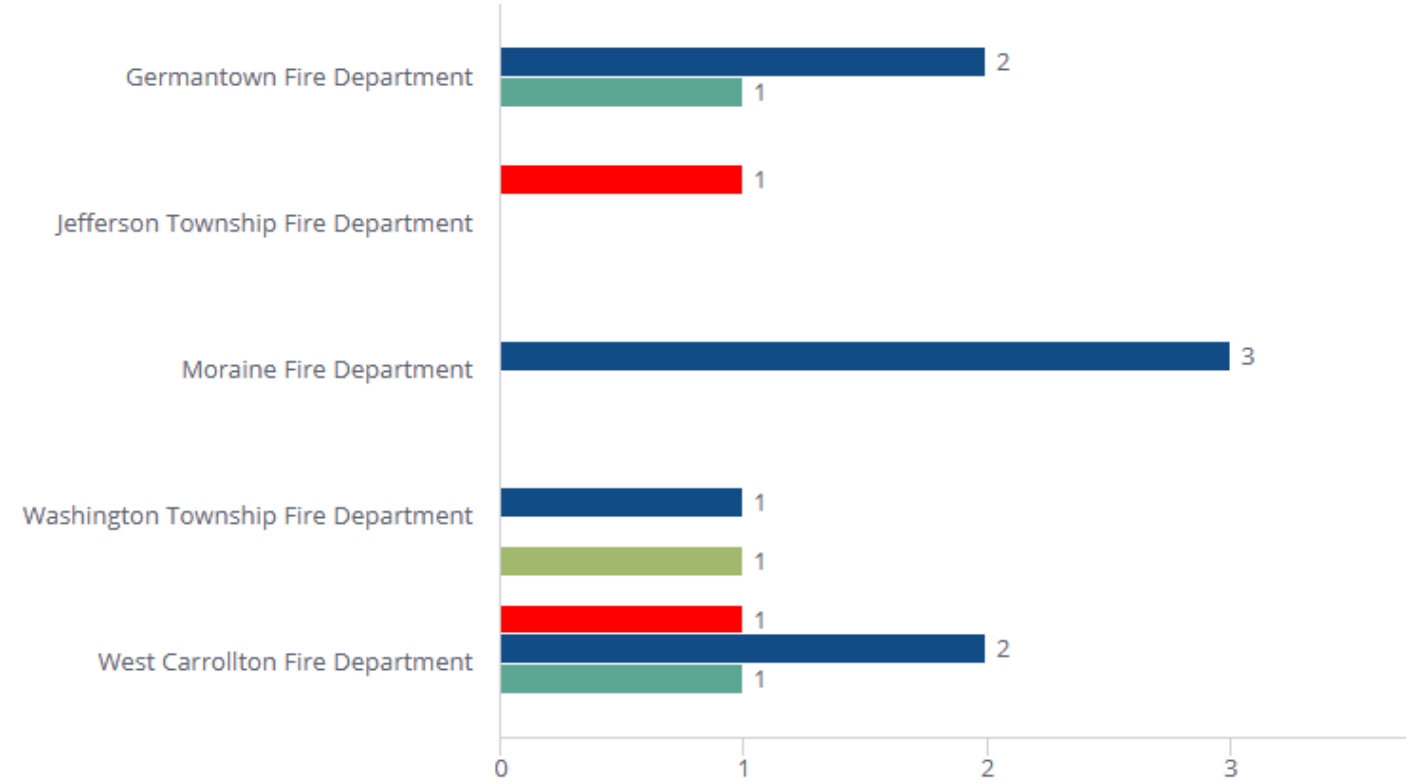

Capital Improvement and Equipment

Graphics design for the upcoming new Brush Truck has arrived and been approved

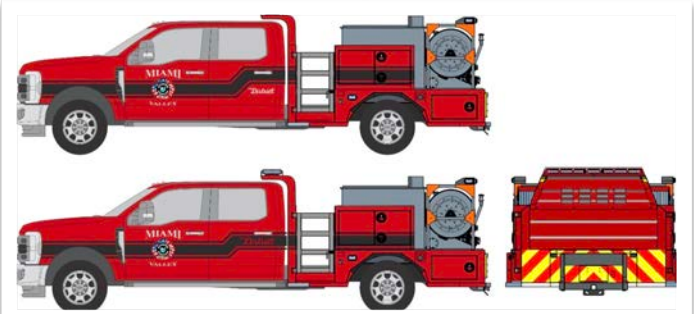

Graphics design for New Engine 53 has arrived and been approved



Work has started on the bay at the Training Cans to house the Reserve Training Engine



Financial Report

MIAMI VALLEY FIRE DISTRICT
SUMMARY REVENUES/EXPENSES
9/30/2026

	2026 Budget	% of Budget	09/30/2026 Actual	%Collected or Spent
REVENUES				
Property Taxes	$13,266,695	74%	$13,350,710	101%
EMS Charges	2,400,000	13%	1,935,690	81%
Grants	1,735,333	10%	805,813	46%
Health Insurance Reimb	255,000	1%	190,674	75%
Sick Leave Reimb	24,668	0%	0	0%
Interest	100,000	1%	284,806	285%
Other	30,000	0%	52,982	177%
Total Revenues	$17,811,696	100%	$16,620,674	93%
EXPENSES				
Salaries	$9,481,595	54%	$5,927,687	63%
Benefits	3,617,666	20%	2,397,013	66%
Contractual Services	1,537,111	9%	1,218,385	79%
Supplies & Materials	629,126	4%	457,255	73%
Training/Travel	110,132	1%	66,981	61%
Miscellaneous	185,000	1%	167,250	90%
Total Operating Expenses	$15,560,630		$10,234,571	66%
Capital Improvement	$1,321,826	7%	$495,667	37%
Debt Service	$837,563	5%	$394,705	47%
Total Expenses	$17,720,019	100%	$11,124,944	63%
Excess	$91,677		$5,495,730	
Beginning Cash Balance	$9,934,236		$9,934,236	
Ending Cash Balance	$10,025,913		$15,429,966	
Fund Balances:				
General Fund			$14,340,209	
EMS Fund			$343,854	
Grant Fund			$0	
Debt Service Fund			$182,350	
Capital Improvement Fund			$563,554	
			$15,429,966	